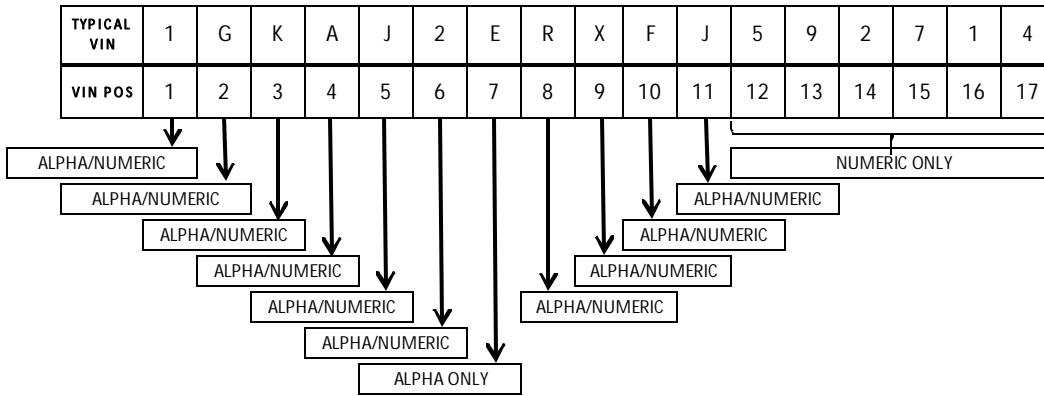
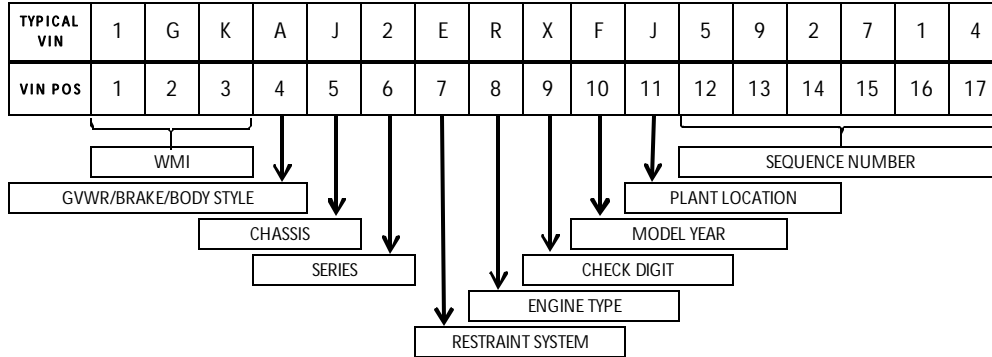




Light Duty Trucks, MPV & Incomplete Vehicle Identification Numbering System





World Make/Manufacturer Identifier (WMI)

**Table 4: World Make/Manufacturer Identifier tables**

US	Canada	Mexico	Other	Make	Comments
<b>Passenger Car</b>					
1G1	2G1	3G1	KL8, 6G3	Chevrolet	GM Korea Company KL8, Holden 6G3
1G4	2G4	---	---	Buick	
1G6	2G6	---	---	Cadillac	
5G8	---	---	---	Holden	
1G0	---	---	---	Opel	
<b>Light Duty Truck (LDT)</b>					
1GC	---	3GC	3N6	Chevrolet	Mfd. By Nissan for General Motors 3N6
1GT	---	3GT	---	GMC	
---	---	---	---	Cadillac	
<b>Multi Passenger Vehicle (MPV)</b>					
5GA	---	---	KL4	Buick	GM Korea Company KL4
1GY	---	3GY	---	Cadillac	
1GN	2GN	3GN	KL7	Chevrolet	GM Korea Company KL7
1GK	2GK	---	---	GMC	
<b>Incomplete Vehicles</b>					
1GB	---	3GB	---	Chevrolet	
1GD	---	3GD	---	GMC	
---	2GE	---	---	Cadillac	
<b>Bus</b>					
1GA	---	---	---	Chevrolet	
1GJ	---	---	---	GMC	



Gross Vehicle Weight Rating (GVWR)/Brake System/Body Style

**Table 11: GVWR/Brake System/Body Style Chart**

GVW (Lbs)	Brake System	Body Style								
		26	05/06	03	43	53	60	69	76	
Class A: 0-3,000	Hydraulic									
Class B: 3,001-4,000	Hydraulic									B
Class C: 4,001-5,000	Hydraulic	A					*N			C
Class D: 5,001-6,000	Hydraulic	F			G	H				
Class E: 6,001-7,000	Hydraulic	K	L	N	P	R		X		
Class F: 7,001-8,000	Hydraulic		S		U	V				
Class G: 8,001-9,000	Hydraulic		W	Y						
Class H: 9,001-10,000	Hydraulic		Z	0	1	2				
Class 3: 10,001-14,000	Hydraulic			3	4	5				
Class 4: 14,001-16,000	Hydraulic			6						
Class 5: 16,001-19,500	Hydraulic									
Class 6: 19,501-26,000	Hydraulic									

*\*N - Chevrolet City Express Only*



Light Duty Truck and MPV Body Style Description Table

Table 12: Body Style Description Table

Body Style Code	Description
03	Commercial Special and RV Cutaway, Two (2) Door Cab pick-up, Motor Home Chassis
05	Cargo Van
06	Four (4) Door Cab/Utility
26	Four (4) Door Cab/Utility
43	Four (4) Door Crew Cab/Utility
53	Extended Cab
60	Cargo Van ( <i>City Express Only</i> )
69	Sedan, 4 - Door, 4 Window, Notchback
76	Four (4) Door Utility



Light Duty Truck/MPV Engine Table

**Table 13: Light Duty Truck/ MPV Engine Table**

Code	RPO	Book Code(s)	Description
A:	LCV	52	ENGINE GAS, 4 CYL, 2.5L, L4, SIDI, DOHC, DCVCP, VVT, E85 MAX, E0-E100, ALUM
B:	LC8	6, 8	ENGINE FLEXIBLE FUEL, (CNG/LPG), 8 CYL, V8, 6.0L, SFI
B:	LUV	J	ENGINE GAS, 4 CYL, L4, 1.4L, MFI, DOHC, TURBO HO, E85 MAX
<b>C:</b>	L83	6	ENGINE GAS, 8 CYL, 5.3L, SIDI WT, AFM, E85 MAX, ALUM
D:	LLT	17	ENGINE GAS, 6 CYL, 3.6L, SIDI
E:	2H0	J	ENGINE GAS, 4 CYL, 1.8L, MFI, 103KW, DOHC
F:	L20	8	ENGINE FLEXIBLE FUEL, (GAS/ETHANOL), 8 CYL, 4.8L, SFI IRON
G:	L96	6, 8	ENGINE FLEXIBLE FUEL, (GAS/ETHANOL), 8 CYL, 6.0L, SFI IRON
<b>H:</b>	LV3	6	ENGINE GAS, 6 CYL, 4.3L, SIDI, V6, WT, OHV, E85 MAX, ALUM
J:	L86	6	ENGINE GAS, 8 CYL, 6.2L, SIDI WT, AFM, E85 MAX, ALUM
K:	LEA	7L	ENGINE FLEXIBLE FUEL, (GAS/ALC), 4 CYL, 2.4L, SIDI, DOHC ALUM, HO
L:	LGH	8	ENGINE DIESEL, 8 CYL, 6.6L, DI, V8, TURBO, DURAMAX
M:	OPEN		RESERVED
N:	OPEN		OPEN
<b>P:</b>	LV1	6	ENGINE GAS, 6 CYL, 4.3L, SIDI, V6, WT, E85 MAX, IRON
<b>R:</b>	OPEN		OPEN
<b>S:</b>	OPEN		OPEN
T:	OPEN		OPEN
U:	OPEN		OPEN
V:	OPEN		RESERVED
W:	LFH	J	ENGINE GAS, 4 CYL, 1.8L, MFI, E100 MAX
X:	OPEN		RESERVED
Y:	OPEN		OPEN
Z:	OPEN		OPEN
0:	OPEN		OPEN
1:	OPEN		OPEN
2:	OPEN		OPEN
3:	LFX	N, 0G, 7L, 52	ENGINE GAS, 6 CYL, 3.6L, SIDI, DOHC, WT, E85 MAX, ALUM
3:	LOA	N5	ENGINE GAS, 4 CYL, 2.0L <u>(Chevrolet City Express Only)</u>
4:	LMF	8	ENGINE FLEXIBLE FUEL, (GAS/ALC), 8 CYL, 5.3L, SFI, V8 OHV, IRON
5:	LFW	N, 7L	ENGINE GAS, 6 CYL, 3.0L, SIDI, DOHC, WT, E85 MAX, ALUM
6:	OPEN		OPEN
7:	OPEN		OPEN
8:	LML	6	ENGINE DIESEL, 8 CYL, 6.6L, PTI, V8, TURBO, DURAMAX
9:	OPEN		OPEN

\*Engines listed as flexible fuel do not necessarily mean the vehicle is equipped for flexible fuel



Light Duty Truck/MPV Plant Codes

**Table 14: Light Duty Truck/MPV Plant Codes**

When VIN position 1 is "1" or "5" (U.S.A.):

<b>F:</b> Flint	MI	GMNA
<b>J:</b> Lansing - Delta Township	MI	GMNA
<b>R:</b> Arlington	TX	GMNA
<b>Z:</b> Fort Wayne	IN	GMNA
<b>Z:</b> Springhill	TN	GMNA
<b>1:</b> Wentzville	MO	GMNA
<b>X:</b> Non Production/Non-Saleable Build		GMNA

When VIN position 1 is "2" (Canada):

<b>1:</b> Oshawa #2 (OST)	ON	GMNA
<b>6:</b> CAMI	ON	GMNA
<b>9:</b> Oshawa #1 (OSH)	ON	GMNA

When VIN position 1 is "3" (Mexico):

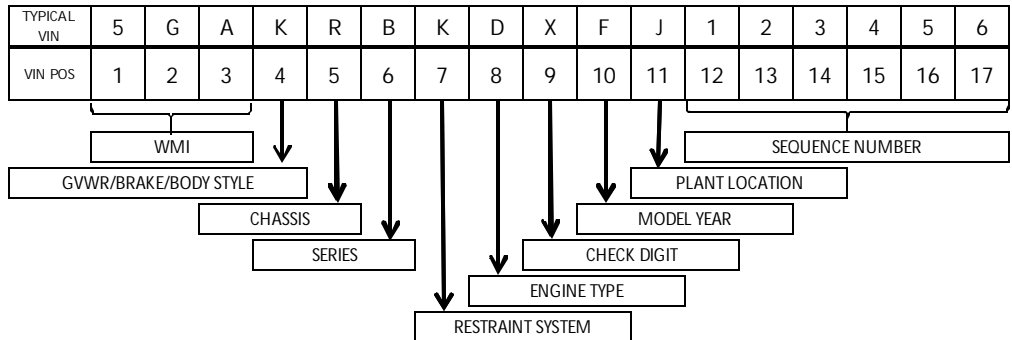
<b>G:</b> Silao	MEX	GMNA	
<b>K:</b> Cuernavaca	MEX	Nissan	<i>(Chevrolet City Express Only)</i>
<b>L:</b> San Luis Potosi	MEX	GMNA	
<b>S:</b> Ramos Arizpe	MEX	GMNA	

When VIN position 1 is "K" (S. Korea):

<b>B:</b> Bupyeong	S. Korea	GM Korea
--------------------	----------	----------



**Buick Enclave**



**1-3: WORLD MAKE/MANUFACTURER IDENTIFIER (WMI)**

1: Region of Build  
5: United States

2: Manufacturer  
G: General Motors

3: Vehicle Brand/Type  
A: Buick MPV

**4: GVWR/BRAKE SYSTEM/BODY STYLE**

GVW (Lbs)/ Brake System	Body Style
	26
Class E: 6,001-7,000 Hyd.	K

**5-6: CHASSIS/SERIES**

Book 17

R **A:** Buick Enclave, Convenience Group (FWD)  
 R **B:** Buick Enclave, Leather Group (FWD)  
 R **C:** Buick Enclave, Premium Group (FWD)  
 R **7:** Buick Enclave, FWD (Non-US, Non-Canada)  
 V **B:** Buick Enclave, Leather Group (AWD)  
 V **C:** Buick Enclave, Premium Group (AWD)  
 V **7:** Buick Enclave, AWD, (Non-US, Non-Canada)

**7: RESTRAINT SYSTEM**

K: AYQ - Active Manual Belts, Airbags - Driver & Passenger - Front (1st row), Front Seat Side (1st row), Front Inboard Seat Side (1st row), Roof Side (all seating rows)

**8: ENGINE TYPE**

D: LLT - ENGINE GAS, 6 CYL, 3.6L, SIDI

**9: CHECK DIGIT**

0-9, X - Calculated by POMS

**10: MODEL YEAR**

F: 2015

**11: PLANT LOCATION**

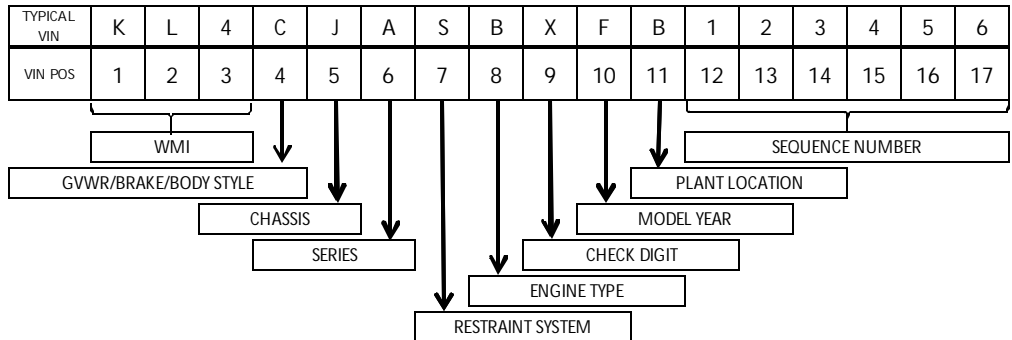
When VIN position 1 is "5" (USA):  
 J: Lansing - Delta Township

**12-17: SEQUENCE NUMBER**

Positions 12 through 17 represent the number sequentially assigned by the manufacturer in the production process.



**Buick Encore**



**1-3: WORLD MAKE/MANUFACTURER IDENTIFIER (WMI)**

1: Region of Build  
K: South Korea

2: Manufacturer  
L: GM Korea

3: Vehicle Brand/Type  
4: Buick MPV

**4: GVWR/BRAKE SYSTEM/BODY STYLE**

GVW (Lbs)/ Brake System	Body Style
	<b>76</b>
Class C: 4,001-5,000 Hyd.	C

**5-6: CHASSIS/SERIES**

Book J

J **A:** Buick Encore, FWD  
 J **B:** Buick Encore, Convenience Group FWD  
 J **C:** Buick Encore, Leather Group FWD  
 J **D:** Buick Encore, Premium Group FWD  
 J **E:** Buick Encore, AWD  
 J **F:** Buick Encore, Convenience Group AWD  
 J **G:** Buick Encore, Leather Group AWD  
 J **H:** Buick Encore, Premium Group AWD

**7: RESTRAINT SYSTEM**

S: AYF - Active Manual Belts, Airbags - Driver & Passenger Front (1st row), Front Seat Side (1st row) & Rear Seat Side (2nd row), Roof Side (all seating rows), Driver & Passenger knee (1st row)

**8: ENGINE TYPE**

B: LUV - ENGINE GAS, 4 CYL, L4, 1.4L, MFI, DOHC, TURBO HO, E85 MAX

**9: CHECK DIGIT**

0-9, X - Calculated by POMS

**10: MODEL YEAR**

F: 2015

**11: PLANT LOCATION**

When VIN position 1 is "K" (S. Korea):  
**B:** Bupyeong

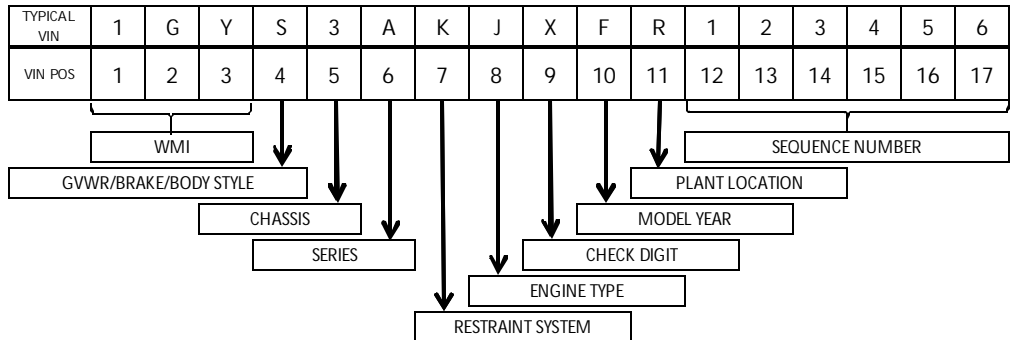
**12-17: SEQUENCE NUMBER**

Positions 12 through 17 represent the number sequentially assigned by the manufacturer in the production process.





Cadillac Escalade



**1-3: WORLD MAKE/MANUFACTURER IDENTIFIER (WMI)**

1: Region of Build  
 1: United States

2: Manufacturer  
 G: General Motors

3: Vehicle Brand/Type  
 Y: Cadillac MPV

**4: GVWR/BRAKE SYSTEM/BODY STYLE**

GVW (Lbs)/ Brake System	Body Style
Class F: 7,001-8,000 Hyd.	05/06 S

**5-6: CHASSIS/SERIES**

Book 6

3 **A:** 4x2, Cadillac Escalade, Standard  
 3 **B:** 4x2, Cadillac Escalade, Luxury Collection  
 3 **C:** 4x2, Cadillac Escalade, Premium Collection  
 3 **D:** 4x2, Cadillac Escalade, Platinum Edition  
 3 **L:** 4x2, Cadillac Escalade, Standard (8 Spd Trans)  
 3 **M:** 4x2, Cadillac Escalade, Luxury Collection (8 Spd Trans)  
 3 **N:** 4x2, Cadillac Escalade, Premium Collection (8 Spd Trans)  
 3 **P:** 4x2, Cadillac Escalade, Platinum Edition (8 Spd Trans)  
 3 **7:** 4x2, Cadillac Escalade, (Non-US, Non-Canada)

4 **A:** 4x4, Cadillac Escalade, Standard  
 4 **B:** 4x4, Cadillac Escalade, Luxury Collection  
 4 **C:** 4x4, Cadillac Escalade, Premium Collection  
 4 **D:** 4x4, Cadillac Escalade, Platinum Edition  
 4 **L:** 4x4, Cadillac Escalade, Standard (8 Spd Trans)  
 4 **M:** 4x4, Cadillac Escalade, Luxury Collection (8 Spd Trans)  
 4 **N:** 4x4, Cadillac Escalade, Premium Collection (8 Spd Trans)  
 4 **P:** 4x4, Cadillac Escalade, Platinum Edition (8 Spd Trans)  
 4 **7:** 4x4, Cadillac Escalade, (Non-US, Non-Canada)

**5-6: CHASSIS/SERIES**

Book 6 (continued)

3 **G:** 4x2, Cadillac Escalade ESV, Standard  
 3 **H:** 4x2, Cadillac Escalade ESV, Luxury Collection  
 3 **J:** 4x2, Cadillac Escalade ESV, Premium Collection  
 3 **K:** 4x2, Cadillac Escalade ESV, Platinum Edition  
 3 **R:** 4x2, Cadillac Escalade ESV, Standard (8 Spd Trans)  
 3 **S:** 4x2, Cadillac Escalade ESV, Luxury Collection (8 Spd Trans)  
 3 **T:** 4x2, Cadillac Escalade ESV, Premium Collection (8 Spd Trans)  
 3 **U:** 4x2, Cadillac Escalade ESV, Platinum Edition (8 Spd Trans)  
 3 **8:** 4x2, Cadillac Escalade ESV, (Non-US, Non-Canada)

4 **G:** 4x4, Cadillac Escalade ESV, Standard  
 4 **H:** 4x4, Cadillac Escalade ESV, Luxury Collection  
 4 **J:** 4x4, Cadillac Escalade ESV, Premium Collection  
 4 **K:** 4x4, Cadillac Escalade ESV, Platinum Edition  
 4 **R:** 4x4, Cadillac Escalade ESV, Standard (8 Spd Trans)  
 4 **S:** 4x4, Cadillac Escalade ESV, Luxury Collection (8 Spd Trans)  
 4 **T:** 4x4, Cadillac Escalade ESV, Premium Collection (8 Spd Trans)  
 4 **U:** 4x4, Cadillac Escalade ESV, Platinum Edition (8 Spd Trans)  
 4 **8:** 4x4, Cadillac Escalade ESV, (Non-US, Non-Canada)

**7: RESTRAINT SYSTEM**

K: AYQ - Active Manual Belts, Airbag - Driver & Passenger - Front (1st row), Front Seat Side (1st Row), Front Inboard Seat Side (1st row), Roof Side (all seating rows)

**8: ENGINE TYPE**

J: L86 - ENGINE GAS, 8 CYL, 6.2L, SIDI VVT, AFM, E85 MAX, ALUM

**9: CHECK DIGIT**

0-9, X - Calculated by POMS

**10: MODEL YEAR**

F: 2015

**11: PLANT LOCATION**

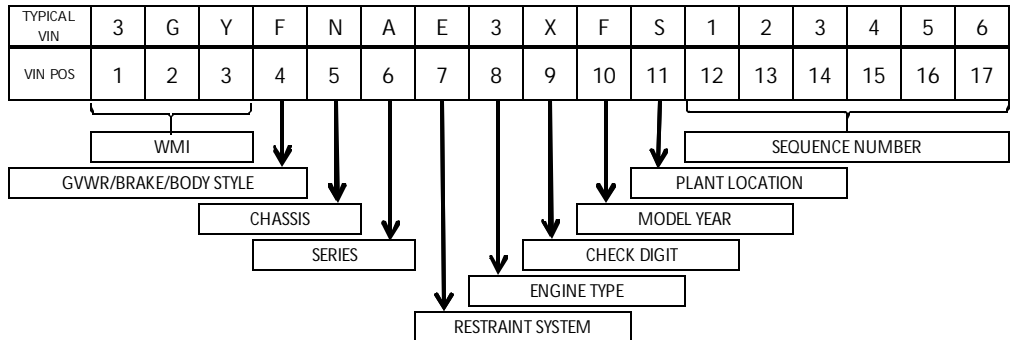
When VIN position 1 is "1" (USA):  
 R: Arlington

**12-17: SEQUENCE NUMBER**

Positions 12 through 17 represent the number sequentially assigned by the manufacturer in the production process.



Cadillac SRX



**1-3: WORLD MAKE/MANUFACTURER IDENTIFIER (WMI)**

1: Region of Build  
3: Mexico

2: Manufacturer  
G: General Motors

3: Vehicle Brand/Type  
Y: Cadillac MPV

**4: GVWR/BRAKE SYSTEM/BODY STYLE**

GVW (Lbs)/ Brake System	Body Style
	26
Class D: 5,001-6,000 Hyd.	F

**5-6: CHASSIS/SERIES**

Book N

N	<b>A:</b> Cadillac SRX, Standard (FWD)
N	<b>B:</b> Cadillac SRX, Luxury Collection (FWD)
N	<b>C:</b> Cadillac SRX, Performance Collection (FWD)
N	<b>D:</b> Cadillac SRX, Premium Collection (FWD)
N	<b>E:</b> Cadillac SRX, Luxury Collection (AWD)
N	<b>F:</b> Cadillac SRX, Performance Collection (AWD)
N	<b>G:</b> Cadillac SRX, Premium Collection (AWD)
N	<b>9:</b> Cadillac SRX, (Non-US, Non-Canada)

**7: RESTRAINT SYSTEM**

E: AYO - Active Manual Belts, Airbags - Driver & Passenger Front (1st row), Front Seat Side (1st row), Roof Side (All seating rows)

**8: ENGINE TYPE**

3: LFX - ENGINE GAS, 6 CYL, 3.6L, SIDI, DOHC, WVT, E85 MAX, ALUM

5: LFW - ENGINE GAS, 6 CYL, 3.0L, SIDI, DOHC, WVT, E85 MAX, ALUM

**9: CHECK DIGIT**

0-9, X - Calculated by POMS

**10: MODEL YEAR**

F: 2015

**11: PLANT LOCATION**

When VIN position 1 is "3" (Mexico):

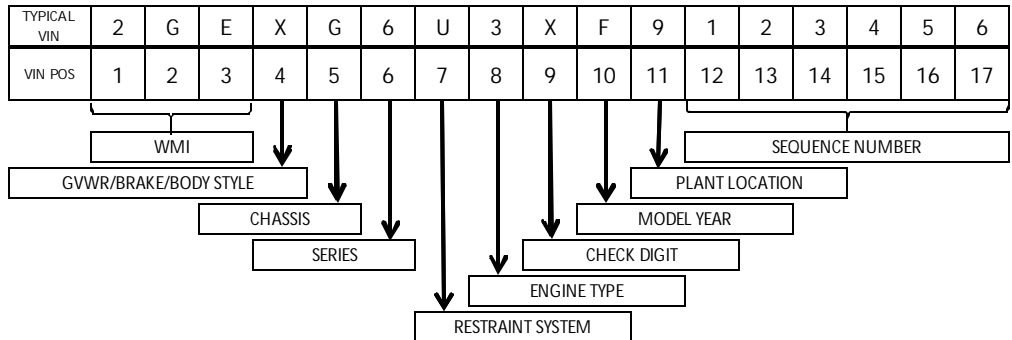
S: Ramos Arizpe

**12-17: SEQUENCE NUMBER**

Positions 12 through 17 represent the number sequentially assigned by the manufacturer in the production process.



Cadillac Stretch Limousine, Funeral Coach



**1-3: WORLD MAKE/MANUFACTURER IDENTIFIER (WMI)**

1: Region of Build  
 2: Canada  
 2: Manufacturer  
 G: General Motors  
 3: Vehicle Brand/Type  
 E: Cadillac Incomplete

**4: GVWR/BRAKE SYSTEM/BODY STYLE**

GVW (Lbs)/ Brake System	Body Style
	69
Class E: 6,001-7,000 Hyd.	X

**5-6: CHASSIS/SERIES**

Book OG

G: **6:** Cadillac Stretch Limousine  
 G: **7:** Cadillac Funeral Coach  
 G: **8:** Cadillac Armored Vehicle

**7: RESTRAINT SYSTEM**

U: ANH - Active Manual Belts, Airbags-Driver & Passenger-Front (1st row), Front Seat Side (1st row), Front Roof Side (1st row), Knee (1st row)

**8: ENGINE TYPE**

3: LFX - ENGINE GAS, 6 CYL, 3.6L, SIDI, DOHC, VVT, E85 MAX, ALUM

**9: CHECK DIGIT**

0-9, X - Calculated by POMS

**10: MODEL YEAR**

F: 2015

**11: PLANT LOCATION**

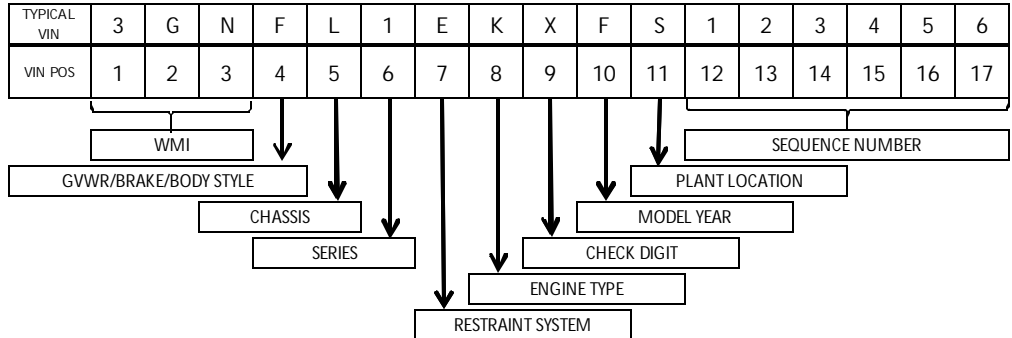
When VIN position 1 is "2" (Canada):  
**9:** Oshawa #1 (OSH)

**12-17: SEQUENCE NUMBER**

Positions 12 through 17 represent the number sequentially assigned by the manufacturer in the production process.



### Chevrolet Captiva Sport



**1-3: WORLD MAKE/MANUFACTURER IDENTIFIER (WMI)**

1: Region of Build  
3: Mexico

2: Manufacturer  
G: General Motors

3: Vehicle Brand/Type  
N: Chevrolet MPV

**4: GVWR/BRAKE SYSTEM/BODY STYLE**

GVW (Lbs)/ Brake System	Body Style
	26
Class C: 4,001-5,000 Hyd.	A
Class D: 5,001-6,000 Hyd.	F

**5-6: CHASSIS/SERIES**

Book 7L

L 1: Chevrolet Captiva Sport 1LS (FWD)  
L 2: Chevrolet Captiva Sport 2LS (FWD)  
L 3: Chevrolet Captiva Sport 1LT (FWD)  
L 4: Chevrolet Captiva Sport LTZ (FWD)  
L 7: Chevrolet Captiva (Non US, Non Canada)

**7: RESTRAINT SYSTEM**

E: AY0 - Active Manual Belts, Airbags - Driver & Passenger Front (1st row), Front Seat Side (1st row), Roof Side (All seating rows)

**8: ENGINE TYPE**

K: LEA - ENGINE FLEXIBLE FUEL, (GAS/ALC), 4 CYL, 2.4L, SIDI, DOHC ALUM, HO

5: LFW - ENGINE GAS, 6 CYL, 3.0L, SIDI, DOHC, VVT, E85 MAX, ALUM

**9: CHECK DIGIT**

0-9, X - Calculated by POMS

**10: MODEL YEAR**

F: 2015

**11: PLANT LOCATION**

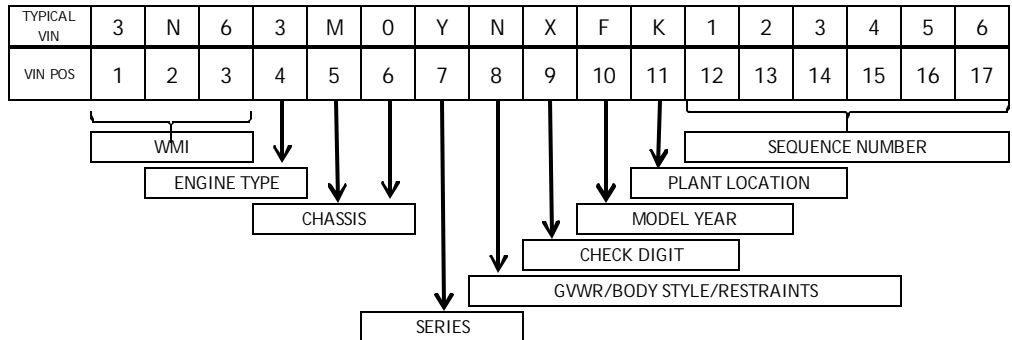
When VIN position 1 is "3" (Mexico):  
S: Ramos Arizpe

**12-17: SEQUENCE NUMBER**

Positions 12 through 17 represent the number sequentially assigned by the manufacturer in the production process.



Chevrolet City Express



**1-3: WORLD MAKE/MANUFACTURER IDENTIFIER (WMI)**

1: Region of Build  
 3: Mexico

2: Manufacturer  
 N: Manufactured by Nissan for General Motors

3: Vehicle Brand/Type  
 6: Chevrolet Truck

**4: Engine Type**

3: LOA - ENGINE GAS, 4 CYL, 2.0L

**5-6: Chassis**

**M 0:** Chevrolet City Express

**7: Series**

Y: Chevrolet City Express LS  
 Z: Chevrolet City Express LT

**8: GVWR/Body Style/Restrains**

N: Class C: 4,001-5,000 '60', Active Manual Belts, Airbags - Driver & Passenger-Front, Front Seat Side, Roof Side

**9: CHECK DIGIT**

0-9, X - Calculated

**10: MODEL YEAR**

F: 2015

**11: PLANT LOCATION**

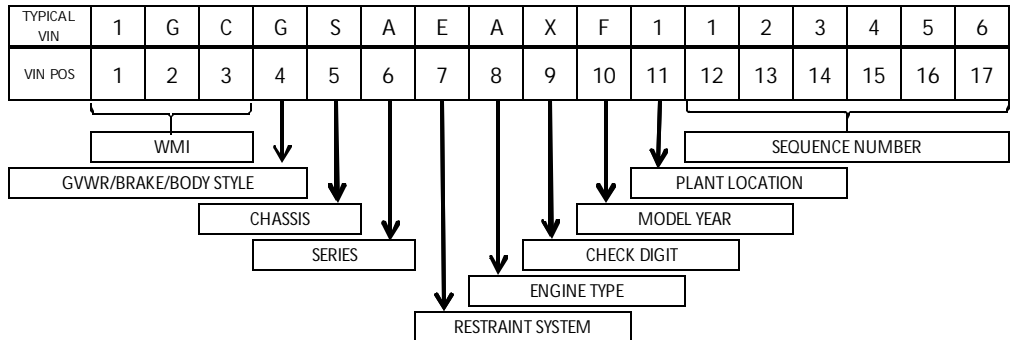
When VIN position 1 is "3" (Mexico):  
**K:** NME - Cuernavaca Mexico

**12-17: SEQUENCE NUMBER**

Positions 12 through 17 represent the number sequentially assigned by the manufacturer in the production process.



**Chevrolet Colorado**



**1-3: WORLD MAKE/MANUFACTURER IDENTIFIER (WMI)**

1: Region of Build	Valid Combinations
1: United States	1GB 1GC
2: Manufacturer	
G: General Motors	
3: Vehicle Brand/Type	
B: Chevrolet Incomplete Truck	
C: Chevrolet Truck	

**7: RESTRAINT SYSTEM**

E: AYO - Active Manual Belts, Airbags - Driver & Passenger Front (1st row), Front Seat Side (1st row), Roof Side (All seating rows)
---

**4: GVWR/BRAKE SYSTEM/BODY STYLE**

GVW (Lbs)/ Brake System	Body Style	
	43	53
Class D: 5,001-6,000	G	H

**8: ENGINE TYPE**

<b>A:</b> LCV - ENGINE GAS, 4 CYL, 2.5L, L4, SIDI, DOHC, DCVCP, WVT, E85 MAX, E0-E100, ALUM
<b>3:</b> LFX - ENGINE GAS, 6 CYL, 3.6L, SIDI, DOHC, WVT, E85 MAX, ALUM GM

**5-6: CHASSIS/SERIES**

Book 52

S	<b>A:</b> Chevrolet Colorado, Work Truck 2WD
S	<b>B:</b> Chevrolet Colorado, LT 2WD
S	<b>C:</b> Chevrolet Colorado, Z71 2WD
S	<b>1:</b> Chevrolet Colorado, 2WD
T	<b>A:</b> Chevrolet Colorado, Work Truck 4WD
T	<b>B:</b> Chevrolet Colorado, LT 4WD
T	<b>C:</b> Chevrolet Colorado, Z71 4WD

**9: CHECK DIGIT**

0-9, X - Calculated by POMS
-----------------------------

**10: MODEL YEAR**

F: 2015
---------

**11: PLANT LOCATION**

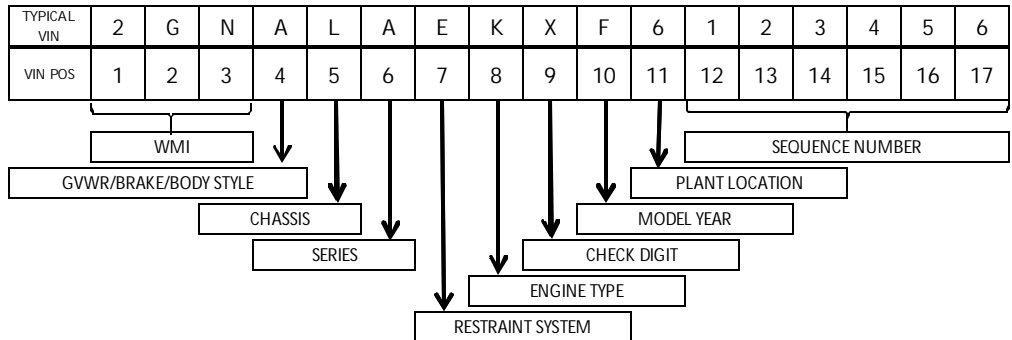
<u>When VIN position 1 is "1" (USA):</u>
<b>1:</b> Wentzville

**12-17: SEQUENCE NUMBER**

Positions 12 through 17 represent the number sequentially assigned by the manufacturer in the production process.
---



### Chevrolet Equinox



**1-3: WORLD MAKE/MANUFACTURER IDENTIFIER (WMI)**

1: Region of Build	Valid Combinations	
1: United States	1GN	2GN
2: Canada		
2: Manufacturer		
G: General Motors		
3: Vehicle Brand/Type		
N: Chevrolet MPV		

**7: RESTRAINT SYSTEM**

E: AY0 - Active Manual Belts, Airbags - Driver & Passenger Front (1st row), Front Seat Side (1st row), Roof Side (All seating rows)
---

**4: GVWR/BRAKE SYSTEM/BODY STYLE**

GVW (Lbs)/ Brake System	Body Style
	<b>26</b>
Class C: 4,001-5,000 Hyd.	A
Class D: 5,001-6,000 Hyd.	F

**8: ENGINE TYPE**

K: LEA - ENGINE FLEXIBLE FUEL, (GAS/ALC), 4 CYL, 2.4L, SIDI, DOHC ALUM, HO
3: LFX - ENGINE GAS, 6 CYL, 3.6L, SIDI, DOHC, WT, E85 MAX, ALUM

**9: CHECK DIGIT**

0-9, X - Calculated by POMS
-----------------------------

**5-6: CHASSIS/SERIES**

Book 7L

L	<b>A:</b> Chevrolet Equinox, LS FWD
L	<b>B:</b> Chevrolet Equinox, 1LT FWD
L	<b>C:</b> Chevrolet Equinox, 2LT FWD
L	<b>D:</b> Chevrolet Equinox, LTZ FWD
L	<b>E:</b> Chevrolet Equinox, LS AWD
L	<b>F:</b> Chevrolet Equinox, 1LT AWD
L	<b>G:</b> Chevrolet Equinox, 2LT AWD
L	<b>H:</b> Chevrolet Equinox, LTZ AWD
L	<b>L:</b> Chevrolet Equinox, L FWD
L	<b>9:</b> Chevrolet Equinox, (Non-US, Non-Canada)

**10: MODEL YEAR**

F: 2015
---------

**11: PLANT LOCATION**

When VIN position 1 is "1" (USA):

Z: Springhill
---------------

When VIN position 1 is "2" (Canada):

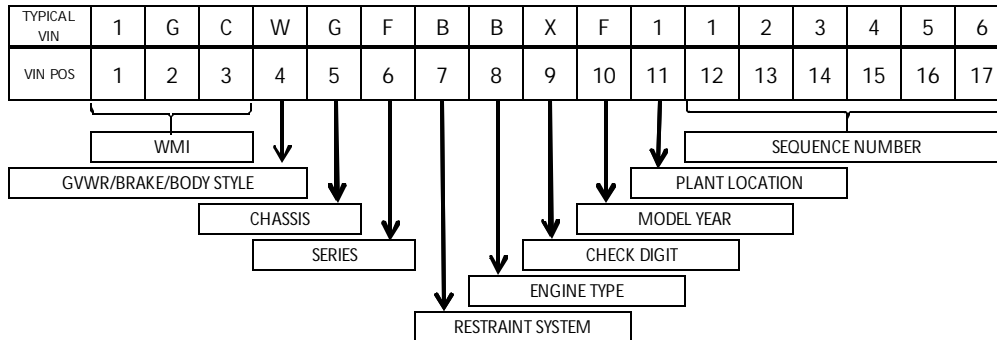
1: Oshawa #2 (OST)
6: CAMI

**12-17: SEQUENCE NUMBER**

Positions 12 through 17 represent the number sequentially assigned by the manufacturer in the production process.



## Chevrolet Express



1-3: WORLD MAKE/MANUFACTURER IDENTIFIER (WMI)	
1: Region of Build	Valid Combinations
1: United States	1GA
2: Manufacturer	1GB
G: General Motors	1GC
3: Vehicle Brand/Type	1GN
A: Chevrolet Bus	
B: Chevrolet Incomplete Truck	
C: Chevrolet Truck	
N: Chevrolet MPV	

7: RESTRAINT SYSTEM	
B:	AJ3 - Active Manual Belts, Airbag - Driver only - Front
C:	AK5 - Active Manual Belts, Airbag-Driver & Passenger-Front (1st row)
F:	(AK5&ASF) - Active Manual Belts, Airbag - Driver & Passenger - Front (1st row) and Roof Side (All seating rows for vehicles with 3 or fewer seating rows; 1st,2nd and 3rd row for vehicles with 4 or more seating rows)

4: GVWR/BRAKE SYSTEM/BODY STYLE			
GVW (Lbs)/ Brake System		Body Style	
		05/06	03
Class G: 8,001-9,000	Hyd.	W	Y
Class H: 9,001-10,000	Hyd.	Z	0
Class 3: 10,001-14,000	Hyd.		3
Class 4: 14,001-16,000	Hyd.		6

8: ENGINE TYPE	
B:	LC8 - ENGINE FLEXIBLE FUEL, (CNG/LPG), 8 CYL, V8, 6.0L, SFI
F:	* L20 - ENGINE FLEXIBLE FUEL, (GAS/ETHANOL), 8 CYL, 4.8L, SFI IRON
G:	L96 - ENGINE FLEXIBLE FUEL, (GAS/ETHANOL), 8 CYL, 6.0L, SFI IRON
L:	LGH - ENGINE DIESEL, 8 CYL, 6.6L, DI, V8, TURBO, DURAMAX

\* Vehicles equipped with the L20 "FLEXIBLE FUEL" 4.8L engine are not calibrated to run on Ethanol.

5-6: CHASSIS/SERIES	
<u>Book 8</u>	
G	F: 4x2, Chevrolet Express 2500 Cargo
G	G: 4x2, Chevrolet Express 2500 Cargo Ext
G	H: 4x2, Chevrolet Express 2500 Paratransit
G	J: 4x2, Chevrolet Express 2500 Paratransit Ext
G	K: 4x2, Chevrolet Express 2500 Conversion 3LT
G	L: 4x2, Chevrolet Express 2500 Conversion EXT 3LT
G	P: 4x2, Chevrolet Express 2500 Passenger LS
G	R: 4x2, Chevrolet Express 2500 Passenger LT
G	T: 4x2, Chevrolet Express 3500 Cargo
G	U: 4x2, Chevrolet Express 3500 Cargo EXT
G	V: 4x2, Chevrolet Express 3500 Paratransit
G	W: 4x2, Chevrolet Express 3500 Paratransit EXT
G	X: 4x2, Chevrolet Express 3500 Passenger LS
G	Y: 4x2, Chevrolet Express 3500 Passenger LT
G	Z: 4x2, Chevrolet Express 3500 Passenger EXT LS
G	1: 4x2, Chevrolet Express 3500 Passenger EXT LT
G	2: 4x2, Chevrolet Express 3500 Cutaway 139" Wheelbase
G	3: 4x2, Chevrolet Express 3500 Cutaway 159" Wheelbase
G	4: 4x2, Chevrolet Express 3500 Cutaway 177" Wheelbase
G	5: 4x2, Chevrolet Express 4500 Cutaway 159" Wheelbase
G	6: 4x2, Chevrolet Express 4500 Cutaway 177" Wheelbase
G	9: 4x2, Chevrolet Express (Non-US, Non-Canada)

9: CHECK DIGIT	
0-9, X	- Calculated by POMS

10: MODEL YEAR	
F:	2015

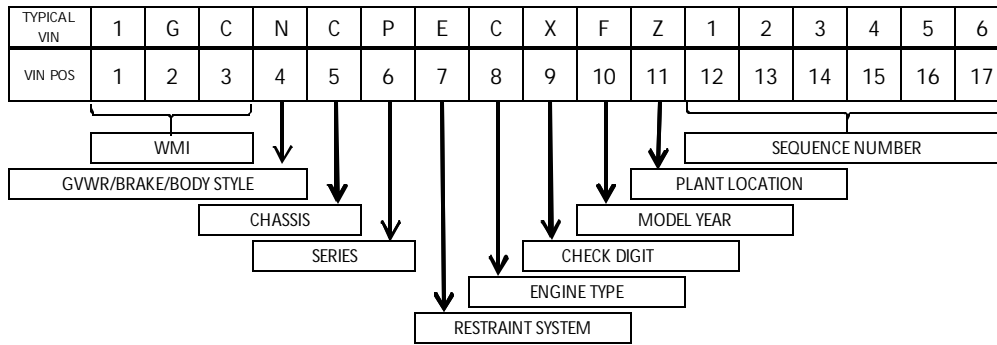
11: PLANT LOCATION	
When VIN position 1 is "1" (USA):	
1:	Wentzville

12-17: SEQUENCE NUMBER	
Positions 12 through 17 represent the number sequentially assigned by the manufacturer in the production process.	





## Chevrolet Silverado



**1-3: WORLD MAKE/MANUFACTURER IDENTIFIER (WMI)**

1: Region of Build	Valid Combinations		
1: United States	1GB	3GB	
3: Mexico	1GC	3GC	
2: Manufacturer			
G: General Motors			
3: Vehicle Brand/Type			
B: Chevrolet Incomplete Truck			
C: Chevrolet Truck			

**4: GVWR/BRAKE SYSTEM/BODY STYLE**

GVW (Lbs)/ Brake System		Body Style		
		03	43	53
Class E: 6,001-7,000	Hyd.	N	P	R
Class F: 7,001-8,000	Hyd.		U	V
Class H: 9,001-10,000	Hyd.	0	1	2
Class 3: 10,001-14,000	Hyd.	3	4	5

**5-6: CHASSIS/SERIES**

Book 6

C	P:	4x2, 1500 Chevrolet Silverado, Work Truck/Fleet/Base
C	R:	4x2, 1500 Chevrolet Silverado, LT
C	S:	4x2, 1500 Chevrolet Silverado, LTZ
C	T:	4x2, 1500 Chevrolet Silverado, High Country
C	U:	4x2, 2500 Chevrolet Silverado, Work Truck/Fleet/Base
C	V:	4x2, 2500 Chevrolet Silverado, LT
C	W:	4x2, 2500 Chevrolet Silverado, LTZ
C	X:	4x2, 2500 Chevrolet Silverado, High Country
C	Y:	4x2, 3500 Chevrolet Silverado, Work Truck/Fleet/Base
C	Z:	4x2, 3500 Chevrolet Silverado, LT
C	0:	4x2, 3500 Chevrolet Silverado, LTZ
C	1:	4x2, 3500 Chevrolet Silverado, High Country
C	9:	4x2, Chevrolet Silverado, (Non-US, Non-Canada)
K	P:	4x4, 1500 Chevrolet Silverado, Work Truck/Fleet/Base
K	R:	4x4, 1500 Chevrolet Silverado, LT
K	S:	4x4, 1500 Chevrolet Silverado, LTZ
K	T:	4x4, 1500 Chevrolet Silverado, High Country
K	U:	4x4, 2500 Silverado Work Truck/Fleet/Base
K	V:	4x4, 2500 Chevrolet Silverado, LT
K	W:	4x4, 2500 Chevrolet Silverado, LTZ
K	X:	4x4, 2500 Chevrolet Silverado, High Country
K	Y:	4x4, 3500 Chevrolet Silverado, Work Truck/Fleet/Base
K	Z:	4x4, 3500 Chevrolet Silverado, LT
K	0:	4x4, 3500 Chevrolet Silverado, LTZ
K	1:	4x4, 3500 Chevrolet Silverado, High Country
K	9:	4x4, Chevrolet Silverado, (Non-US, Non-Canada)

**7: RESTRAINT SYSTEM**

C:	AK5 - Active Manual Belts, Airbag-Driver & Passenger-Front (1st row)
E:	AY0 - Active Manual Belts, Airbags-Driver & Passenger-Front (1st row), Front Seat Side (1st row), Roof Side (all seating rows)

**8: ENGINE TYPE**

B:	LC8 - ENGINE FLEXIBLE FUEL, (CNG/LPG), 8 CYL, V8, 6.0L, SFI
C:	L83 - ENGINE GAS, 8 CYL, 5.3L, SIDI VVT, AFM, E85 MAX, ALUM
G:	L96 - ENGINE FLEXIBLE FUEL, (GAS/ETHANOL), 8 CYL, 6.0L, SFI IRON
H:	LV3 - ENGINE GAS, 6 CYL, 4.3L, SIDI, V6, VVT, OHV, E85 MAX, ALUM
J:	L86 - ENGINE GAS, 8 CYL, 6.2L, SIDI VVT, AFM, E85 MAX, ALUM
P:	LV1 - ENGINE GAS, 6 CYL, 4.3L, SIDI, V6, VVT, E85 MAX, IRON
8:	LML - ENGINE DIESEL, 8 CYL, 6.6L, PTI, V8, TURBO, DURAMAX

**9: CHECK DIGIT**

0-9, X	- Calculated by POMS
--------	----------------------

**10: MODEL YEAR**

F:	2015
----	------

**11: PLANT LOCATION**

When VIN position 1 is "1" (USA):

F:	Flint
Z:	Fort Wayne

When VIN position 1 is "3" (Mexico):

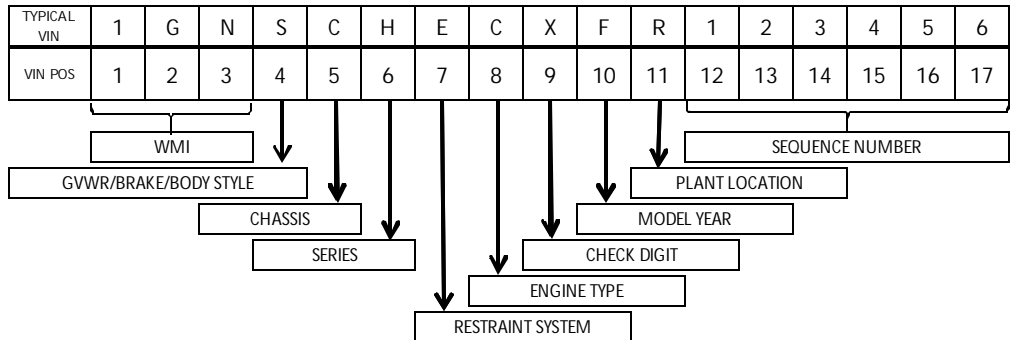
G:	Silao
----	-------

**12-17: SEQUENCE NUMBER**

Positions 12 through 17 represent the number sequentially assigned by the manufacturer in the production process.



**Chevrolet Suburban**



**1-3: WORLD MAKE/MANUFACTURER IDENTIFIER (WMI)**

1: Region of Build  
 1: United States

2: Manufacturer  
 G: General Motors

3: Vehicle Brand/Type  
 N: Chevrolet MPV

**4: GVWR/BRAKE SYSTEM/BODY STYLE**

GVW (Lbs)/ Brake System	Body Style
	<b>05/06</b>
Class F: 7,001-8,000 Hyd.	S

- 5-6: CHASSIS/SERIES**
- Book 6
- C **H**: 4x2, ½ ton Chevrolet Suburban, LS
  - C **J**: 4x2, ½ ton Chevrolet Suburban, LT
  - C **K**: 4x2, ½ ton Chevrolet Suburban, LTZ
  - C **5**: 4x2, Chevrolet Suburban, FL
  - C **8**: 4x2, Chevrolet Suburban, (Non-US, Non-Canada)
  - K **H**: 4x4, ½ ton Chevrolet Suburban, LS
  - K **J**: 4x4, ½ ton Chevrolet Suburban, LT
  - K **K**: 4x4, ½ ton Chevrolet Suburban, LTZ
  - K **5**: 4x4, Chevrolet Suburban, FL
  - K **8**: 4x4, Chevrolet Suburban, (Non-US, Non-Canada)

**7: RESTRAINT SYSTEM**

E: AY0 - Active Manual Belts, Airbags-Driver & Passenger-Front (1st row), Front Seat Side (1st row), Roof Side (all seating rows)

K: AYQ - Active Manual Belts, Airbag - Driver & Passenger - Front (1st row), Front Seat Side (1st Row), Front Inboard Seat Side (1st row), Roof Side (all seating rows)

**8: ENGINE TYPE**

**C**: L83 - ENGINE GAS, 8 CYL, 5.3L, SIDI VVT, AFM, E85 MAX, ALUM

**9: CHECK DIGIT**

0-9, X - Calculated by POMS

**10: MODEL YEAR**

F: 2015

**11: PLANT LOCATION**

When VIN position 1 is "1" (USA):

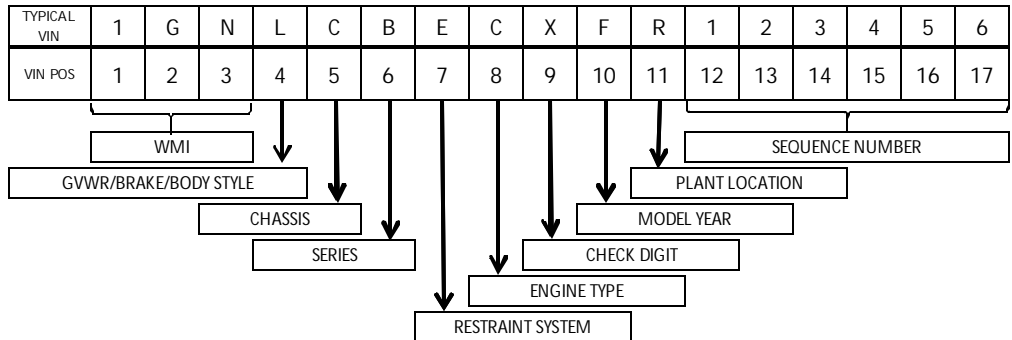
**R**: Arlington

**12-17: SEQUENCE NUMBER**

Positions 12 through 17 represent the number sequentially assigned by the manufacturer in the production process.



Chevrolet Tahoe



**1-3: WORLD MAKE/MANUFACTURER IDENTIFIER (WMI)**

1: Region of Build  
 1: United States

2: Manufacturer  
 G: General Motors

3: Vehicle Brand/Type  
 N: Chevrolet MPV

**7: RESTRAINT SYSTEM**

E: AY0 - Active Manual Belts, Airbags-Driver & Passenger-Front (1st row), Front Seat Side (1st row), Roof Side (all seating rows)

K: AYQ - Active Manual Belts, Airbag - Driver & Passenger - Front (1st row), Front Seat Side (1st Row), Front Inboard Seat Side (1st row), Roof Side (all seating rows)

**4: GVWR/BRAKE SYSTEM/BODY STYLE**

GVW (Lbs)/ Brake System	Body Style
	<b>05/06</b>
Class E: 6,001-7,000	L
Class F: 7,001-8,000	S

**8: ENGINE TYPE**

C: L83 - ENGINE GAS, 8 CYL, 5.3L, SIDI VVT, AFM, E85 MAX, ALUM

J: L86 - ENGINE GAS, 8 CYL, 6.2L, SIDI VVT, AFM, E85 MAX, ALUM

**5-6: CHASSIS/SERIES**

Book 6

C **A:** 4x2, ½ ton Chevrolet Tahoe, LS

C **B:** 4x2, ½ ton Chevrolet Tahoe, LT

C **C:** 4x2, ½ ton Chevrolet Tahoe, LTZ

C **2:** 4x2, ½ ton Chevrolet Tahoe, Police Vehicle

C **4:** 4x2, ½ ton Chevrolet Tahoe, FL

C **6:** 4x2, ½ ton Chevrolet Tahoe, (Non-US, Non-Canada)

K **A:** 4x4, ½ ton Chevrolet Tahoe, LS

K **B:** 4x4, ½ ton Chevrolet Tahoe, LT

K **C:** 4x4, ½ ton Chevrolet Tahoe, LTZ

K **2:** 4x4, ½ ton Chevrolet Tahoe, Police Vehicle

K **3:** 4x4, ½ ton Chevrolet Tahoe, Special Services Vehicle

K **4:** 4x4, ½ ton Chevrolet Tahoe, FL

K **6:** 4x4, ½ ton Chevrolet Tahoe, (Non-US, Non-Canada)

**9: CHECK DIGIT**

0-9, X - Calculated by POMS

**10: MODEL YEAR**

F: 2015

**11: PLANT LOCATION**

When VIN position 1 is "1" (USA):

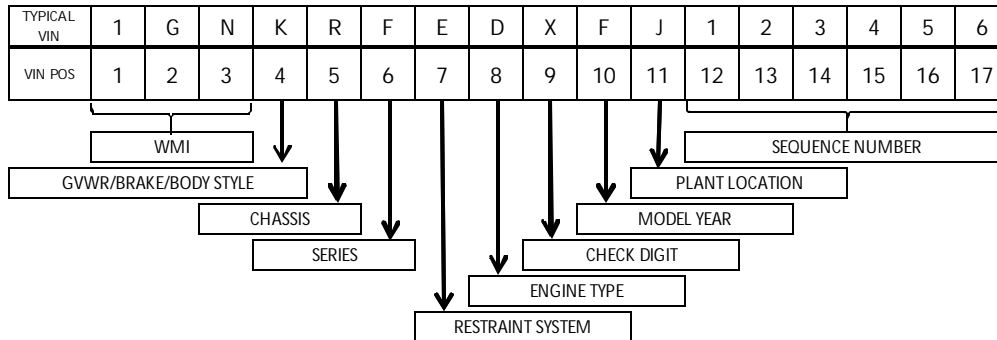
R: Arlington

**12-17: SEQUENCE NUMBER**

Positions 12 through 17 represent the number sequentially assigned by the manufacturer in the production process.



## Chevrolet Traverse



1-3: WORLD MAKE/MANUFACTURER IDENTIFIER (WMI)	
1: Region of Build	1: United States
2: Manufacturer	G: General Motors
3: Vehicle Brand/Type	N: Chevrolet MPV

7: RESTRAINT SYSTEM	
E:	AY0 - Active Manual Belts, Airbags - Driver & Passenger Front (1st row), Front Seat Side (1st row), Roof Side (All seating rows)
K:	AYQ - Active Manual Belts, Airbags - Driver & Passenger - Front (1st row), Front Seat Side (1st row), Front Inboard Seat Side (1st row), Roof Side (all seating rows)

4: GVWR/BRAKE SYSTEM/BODY STYLE	
GVW (Lbs)/ Brake System	Body Style
Class E: 6,001-7,000 Hyd.	26 K

8: ENGINE TYPE	
D:	LLT - ENGINE GAS, 6 CYL, 3.6L, SIDI

5-6: CHASSIS/SERIES	
<u>Book 17</u>	
R E:	Chevrolet Traverse, LS Base FWD
R F:	Chevrolet Traverse, LS FWD
R G:	Chevrolet Traverse, 1LT FWD
R H:	Chevrolet Traverse, 2LT FWD
R J:	Chevrolet Traverse, LTZ FWD
R 8:	Chevrolet Traverse, FWD (Non-US, Non-Canada)
V F:	Chevrolet Traverse, LS AWD
V G:	Chevrolet Traverse, 1LT AWD
V H:	Chevrolet Traverse, 2LT AWD
V J:	Chevrolet Traverse, LTZ AWD
V 8:	Chevrolet Traverse, AWD (Non-US, Non-Canada)

9: CHECK DIGIT	
0-9, X - Calculated by POMS	

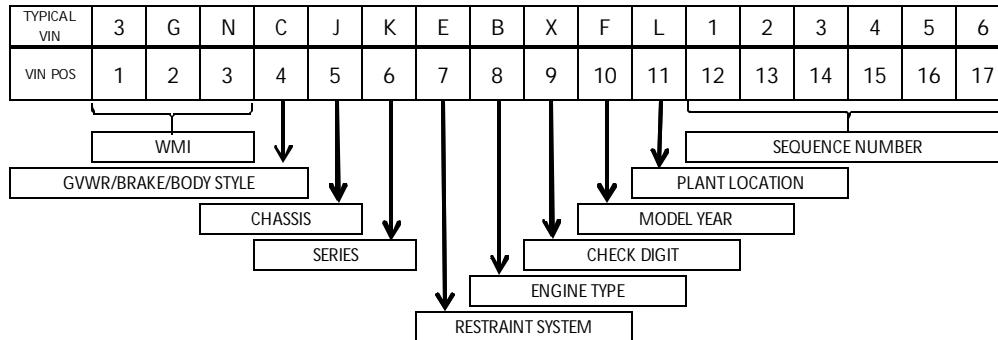
10: MODEL YEAR	
F:	2015

11: PLANT LOCATION	
<u>When VIN position 1 is "1" (USA):</u>	
J:	Lansing - Delta Township

12-17: SEQUENCE NUMBER	
Positions 12 through 17 represent the number sequentially assigned by the manufacturer in the production process.	



### Chevrolet Trax/Tracker



1-3: WORLD MAKE/MANUFACTURER IDENTIFIER (WMI)	
1: Region of Build	Valid Combinations
3: Mexico	3GN KL7
K: Korea	
2: Manufacturer	
G: General Motors	
L: General Motors Korea	
3: Vehicle Brand/Type	
N: Chevrolet MPV	
7: Chevrolet MPV	

8: ENGINE TYPE
<b>B:</b> LUV - ENGINE GAS, 4 CYL, L4, 1.4L, MFI, DOHC, TURBO HO, E85 MAX
<b>E:</b> 2HO - ENGINE GAS, 4 CYL, 1.8L, MFI, 103KW, DOHC
<b>W:</b> LFH - ENGINE GAS, 4 CYL, 1.8L, MFI, E100 MAX

9: CHECK DIGIT
0-9, X - Calculated by POMS

10: MODEL YEAR
F: 2015

4: GVWR/BRAKE SYSTEM/BODY STYLE	
GVW (Lbs)/ Brake System	Body Style
	76
Class C: 4,001-5,000 Hyd.	C

11: PLANT LOCATION
When VIN position 1 is "3" (Mexico):
L: San Luis Potosi
When VIN position 1 is "K" (Korea):
B: Bupyeong

5-6: CHASSIS/SERIES	
<u>Book J</u>	
J <b>K:</b>	Chevrolet Trax, LS FWD
J <b>L:</b>	Chevrolet Trax, 1LT FWD
J <b>M:</b>	Chevrolet Trax, 2LT FWD (Canada Only)
J <b>N:</b>	Chevrolet Trax, LTZ FWD
J <b>P:</b>	Chevrolet Trax, 1LS AWD
J <b>R:</b>	Chevrolet Trax, 1LT AWD
J <b>S:</b>	Chevrolet Trax, 2LT AWD (Canada Only)
J <b>T:</b>	Chevrolet Trax, LTZ AWD
J <b>7:</b>	Chevrolet Trax, (Mexico)
J <b>8:</b>	Chevrolet Tracker, (Non-US, Non-Canada, or Non-Mexico)

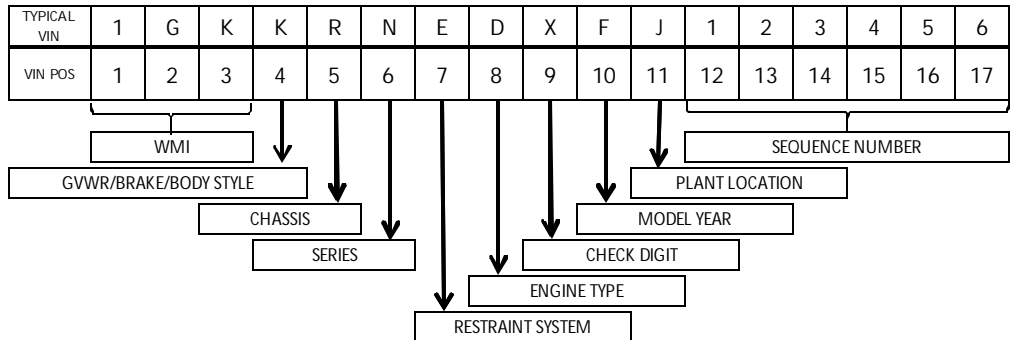
12-17: SEQUENCE NUMBER
Positions 12 through 17 represent the number sequentially assigned by the manufacturer in the production process.

\* Note: Chevrolet Trackers built with sequence numbers between 101670 - 134745 have "7" for VIN position 6.

7: RESTRAINT SYSTEM
C: ADL - Active Manual Belts, Airbag-Driver & Passenger-Front (1st row)
E: AYC/A00 - Active Manual Belts, Airbags - Driver & Passenger Front (1st row), Front Seat Side (1st row), Roof Side (All seating rows)
S: A0F - Active Manual Belts, Airbags - Driver & Passenger Front (1st row), Front Seat Side (1st row) & Rear Seat Side (2nd row), Roof Side (all seating rows), Driver & Passenger knee (1st row)



GMC Acadia



**1-3: WORLD MAKE/MANUFACTURER IDENTIFIER (WMI)**

1: Region of Build  
 1: United States

2: Manufacturer  
 G: General Motors

3: Vehicle Brand/Type  
 K: GMC MPV

**7: RESTRAINT SYSTEM**

E: AY0 - Active Manual Belts, Airbags - Driver & Passenger Front (1st row), Front Seat Side (1st row), Roof Side (All seating rows)

K: AYQ - Active Manual Belts, Airbags - Driver & Passenger - Front (1st row), Front Seat Side (1st row), Front Inboard Seat Side (1st row, Roof Side (all seating rows)

**4: GVWR/BRAKE SYSTEM/BODY STYLE**

GVW (Lbs)/ Brake System	Body Style
	26
Class E: 6,001-7,000 Hyd.	K

**8: ENGINE TYPE**

D: LLT - ENGINE GAS, 6 CYL, 3.6L, SIDI

**9: CHECK DIGIT**

0-9, X - Calculated by POMS

**5-6: CHASSIS/SERIES**

Book 17

R **N**: GMC Acadia, SLE 1 (FWD)  
 R **P**: GMC Acadia, SLE 2 (FWD)  
 R **R**: GMC Acadia, SLT 1 (FWD)  
 R **S**: GMC Acadia, SLT 2 (FWD)  
 R **T**: GMC Acadia, Denali (FWD)  
 R **9**: GMC Acadia, FWD, (Non-US, Non-Canada)  
 V **N**: GMC Acadia, SLE 1 (AWD)  
 V **P**: GMC Acadia, SLE 2 (AWD)  
 V **R**: GMC Acadia, SLT 1 (AWD)  
 V **S**: GMC Acadia, SLT 2 (AWD)  
 V **T**: GMC Acadia, Denali (AWD)  
 V **9**: GMC Acadia, AWD, (Non-US, Non-Canada)

**10: MODEL YEAR**

F: 2015

**11: PLANT LOCATION**

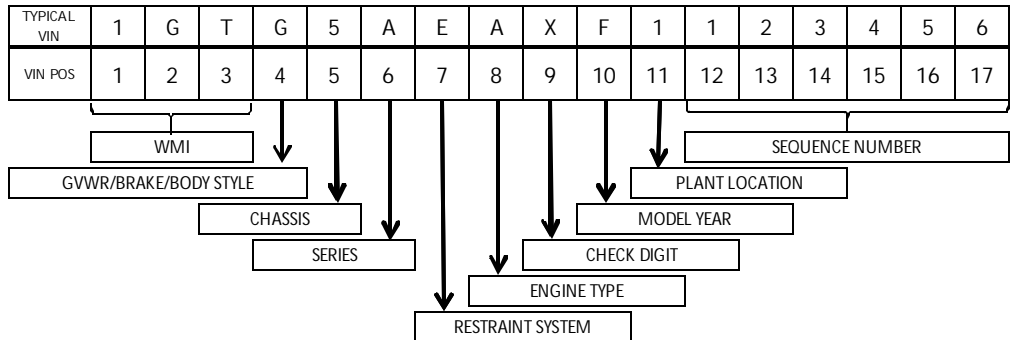
When VIN position 1 is "1" (USA):  
 J: Lansing - Delta Township

**12-17: SEQUENCE NUMBER**

Positions 12 through 17 represent the number sequentially assigned by the manufacturer in the production process.



GMC Canyon



**1-3: WORLD MAKE/MANUFACTURER IDENTIFIER (WMI)**

1: Region of Build	Valid Combinations
1: United States	1GD
2: Manufacturer	1GT
G: General Motors	
3: Vehicle Brand/Type	
D: GMC Incomplete Truck	
T: GMC Truck	

**7: RESTRAINT SYSTEM**

E: AYO - Active Manual Belts, Airbags - Driver & Passenger Front (1st row), Front Seat Side (1st row), Roof Side (All seating rows)
---

**4: GVWR/BRAKE SYSTEM/BODY STYLE**

GVW (Lbs)/ Brake System	Body Style	
	43	53
Class D: 5,001-6,000	G	H

**8: ENGINE TYPE**

<b>A:</b> LCV - ENGINE GAS, 4 CYL, 2.5L, L4, SIDI, DOHC, DCVCP, WT, E85 MAX, E0-E100, ALUM
<b>3:</b> LFX - ENGINE GAS, 6 CYL, 3.6L, SIDI, DOHC, WT, E85 MAX, ALUM

**5-6: CHASSIS/SERIES**

Book 52

5	<b>A:</b> GMC Canyon, Work Truck 2WD
5	<b>B:</b> GMC Canyon, SLE 2WD
5	<b>C:</b> GMC Canyon, SLT 2WD
5	<b>1:</b> GMC Canyon, Base 2WD
6	<b>A:</b> GMC Canyon, Work Truck 4WD
6	<b>B:</b> GMC Canyon, SLE 4WD
6	<b>C:</b> GMC Canyon, SLT 4WD

**9: CHECK DIGIT**

0-9, X - Calculated by POMS
-----------------------------

**10: MODEL YEAR**

F: 2015
---------

**11: PLANT LOCATION**

When VIN position 1 is "1" (USA):

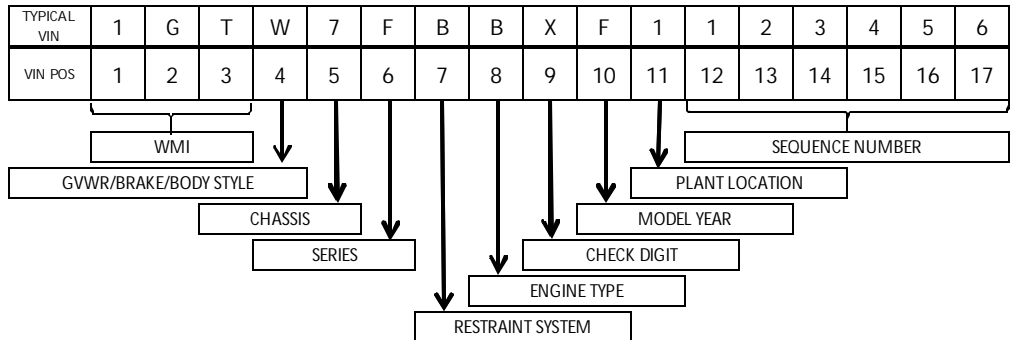
<b>1:</b> Wentzville
----------------------

**12-17: SEQUENCE NUMBER**

Positions 12 through 17 represent the number sequentially assigned by the manufacturer in the production process.



GMC Savana



**1-3: WORLD MAKE/MANUFACTURER IDENTIFIER (WMI)**

1: Region of Build	Valid Combinations
1: United States	1GD
2: Manufacturer	1GJ
G: General Motors	1GK
3: Vehicle Brand/Type	1GT
D: GMC Incomplete Truck	
J: GMC Bus	
K: GMC MPV	
T: GMC Truck	

**7: RESTRAINT SYSTEM**

B:	AJ3 - Active Manual Belts, Airbag - Driver only - Front
C:	AK5 - Active Manual Belts, Airbag-Driver & Passenger-Front (1st row)
F:	(AK5&ASF) - Active Manual Belts, Airbag - Driver & Passenger - Front (1st row) and Roof Side (All seating rows for vehicles with 3 or fewer seating rows; 1st,2nd and 3rd row for vehicles with 4 or more seating rows)

**4: GVWR/BRAKE SYSTEM/BODY STYLE**

GVW (Lbs)/ Brake System	Body Style	
	05/06	03
Class G: 8,001-9,000 Hyd.	W	Y
Class H: 9,001-10,000 Hyd.	Z	0
Class 3: 10,001-14,000 Hyd.		3
Class 4: 14,001-16,000 Hyd.		6

**8: ENGINE TYPE**

B:	LC8 - ENGINE FLEXIBLE FUEL, (CNG/LPG), 8 CYL, V8, 6.0L, SFI
F:	*L20 - ENGINE FLEXIBLE FUEL, (GAS/ETHANOL), 8 CYL, 4.8L, SFI IRON
G:	L96 - ENGINE FLEXIBLE FUEL, (GAS/ETHANOL), 8 CYL, 6.0L, SFI IRON
L:	LGH - ENGINE DIESEL, 8 CYL, 6.6L, DI, V8, TURBO, DURAMAX

\* Vehicles equipped with the L20 "FLEXIBLE FUEL" 4.8L engine are not calibrated to run on Ethanol.

**5-6: CHASSIS/SERIES**

Book 8

7 F:	4x2, GMC Savana 2500 Cargo
7 G:	4x2, GMC Savana 2500 Cargo EXT
7 H:	4x2, GMC Savana 2500 Paratransit
7 J:	4x2, GMC Savana 2500 Paratransit EXT
7 K:	4x2, GMC Savana 2500 Conversion 3LT
7 L:	4x2, GMC Savana 2500 Conversion EXT 3LT
7 P:	4x2, GMC Savana 2500 Passenger LS
7 R:	4x2, GMC Savana 2500 Passenger LT
7 T:	4x2, GMC Savana 3500 Cargo
7 U:	4x2, GMC Savana 3500 Cargo EXT
7 V:	4x2, GMC Savana 3500 Paratransit
7 W:	4x2, GMC Savana 3500 Paratransit EXT
7 X:	4x2, GMC Savana 3500 Passenger LS
7 Y:	4x2, GMC Savana 3500 Passenger LT
7 Z:	4x2, GMC Savana 3500 Passenger EXT LS
7 1:	4x2, GMC Savana 3500 Passenger EXTLT
7 2:	4x2, GMC Savana 3500 Cutaway 139" Wheelbase
7 3:	4x2, GMC Savana 3500 Cutaway 159" Wheelbase
7 4:	4x2, GMC Savana 3500 Cutaway 177" Wheelbase
7 5:	4x2, GMC Savana 4500 Cutaway 159" Wheelbase
7 6:	4x2, GMC Savana 4500 Cutaway 177" Wheelbase
7 9:	4x2, GMC Savana, (Non-US, Non-Canada)

**9: CHECK DIGIT**

0-9, X	Calculated by POMS
--------	--------------------

**10: MODEL YEAR**

F:	2015
----	------

**11: PLANT LOCATION**

When VIN position 1 is "1" (USA):	
1:	Wentzville

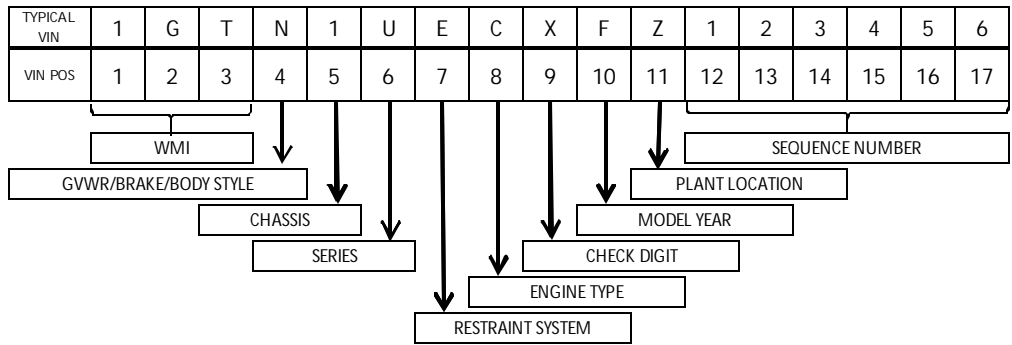
**12-17: SEQUENCE NUMBER**

Positions 12 through 17 represent the number sequentially assigned by the manufacturer in the production process.	
---	--





GMC Sierra



**1-3: WORLD MAKE/MANUFACTURER IDENTIFIER (WMI)**

1: Region of Build	Valid Combinations	
1: United States	1GT	3GT
3: Mexico	1GD	3GD
2: Manufacturer	G: General Motors	
3: Vehicle Brand/Type	T: GMC Truck	
	D: GMC Incomplete	

**4: GVWR/BRAKE SYSTEM/BODY STYLE**

GVW (Lbs)/ Brake System		Body Style		
		03	43	53
Class E: 6,001-7,000	Hyd.	N	P	R
Class F: 7,001-8,000	Hyd.		U	V
Class H: 9,001-10,000	Hyd.	0	1	2
Class 3: 10,001-14,000	Hyd.	3	4	5

**5-6: CHASSIS/SERIES**

Book 6

- 1 **T:** 4x2, 1500 GMC Sierra, Fleet/Base
- 1 **U:** 4x2, 1500 GMC Sierra, SLE
- 1 **V:** 4x2, 1500 GMC Sierra, SLT
- 1 **W:** 4x2, 1500 GMC Sierra, Denali
- 1 **X:** 4x2, 2500 GMC Sierra, Fleet/Base
- 1 **Y:** 4x2, 2500 GMC Sierra, SLE
- 1 **Z:** 4x2, 2500 GMC Sierra, SLT
- 1 **0:** 4x2, 2500 GMC Sierra, Denali
- 1 **1:** 4x2, 3500 GMC Sierra, Fleet/Base
- 1 **2:** 4x2, 3500 GMC Sierra, SLE
- 1 **3:** 4x2, 3500 GMC Sierra, SLT
- 1 **4:** 4x2, 3500 GMC Sierra, Denali
- 1 **9:** 4x2, GMC Sierra, (Non-US, Non-Canada)
- 2 **T:** 4x4, 1500 GMC Sierra, Fleet/Base
- 2 **U:** 4x4, 1500 GMC Sierra, SLE
- 2 **V:** 4x4, 1500 GMC Sierra, SLT
- 2 **W:** 4x4, 1500 GMC Sierra, Denali
- 2 **X:** 4x4, 2500 GMC Sierra, Fleet/Base
- 2 **Y:** 4x4, 2500 GMC Sierra, SLE
- 2 **Z:** 4x4, 2500 GMC Sierra, SLT
- 2 **0:** 4x4, 2500 GMC Sierra, Denali
- 2 **1:** 4x4, 3500 GMC Sierra, Fleet/Base
- 2 **2:** 4x4, 3500 GMC Sierra, SLE
- 2 **3:** 4x4, 3500 GMC Sierra, SLT
- 2 **4:** 4x4, 3500 GMC Sierra, Denali
- 2 **9:** 4x4, GMC Sierra, (Non-US, Non-Canada)

**7: RESTRAINT SYSTEM**

- C:** AK5 - Active Manual Belts, Airbag-Driver & Passenger-Front (1st row)
- E:** AY0 - Active Manual Belts, Airbags-Driver & Passenger-Front (1st row), Front Seat Side (1st row), Roof Side (all seating rows)

**8: ENGINE TYPE**

- B:** LC8 - ENGINE FLEXIBLE FUEL, (CNG/LPG), 8 CYL, V8, 6.0L, SFI
- C:** L83 - ENGINE GAS, 8 CYL, 5.3L, SIDI VVT, AFM, E85 MAX, ALUM
- G:** L96 - ENGINE FLEXIBLE FUEL, (GAS/ETHANOL), 8 CYL, 6.0L, SFI IRON
- H:** LV3 - ENGINE GAS, 6 CYL, 4.3L, SIDI, V6, VVT, OHV, E85 MAX, ALUM
- J:** L86 - ENGINE GAS, 8 CYL, 6.2L, SIDI VVT, AFM, E85 MAX, ALUM
- P:** LV1 - ENGINE GAS, 6 CYL, 4.3L, SIDI, V6, VVT, E85 MAX, IRON
- 8:** LML - ENGINE DIESEL, 8 CYL, 6.6L, PTI, V8, TURBO, DURAMAX

**9: CHECK DIGIT**

0-9, X - Calculated by POMS

**10: MODEL YEAR**

F: 2015

**11: PLANT LOCATION**

When VIN position 1 is "1" (USA):

- F: Flint
- Z: Fort Wayne

When VIN position 1 is "3" (Mexico):

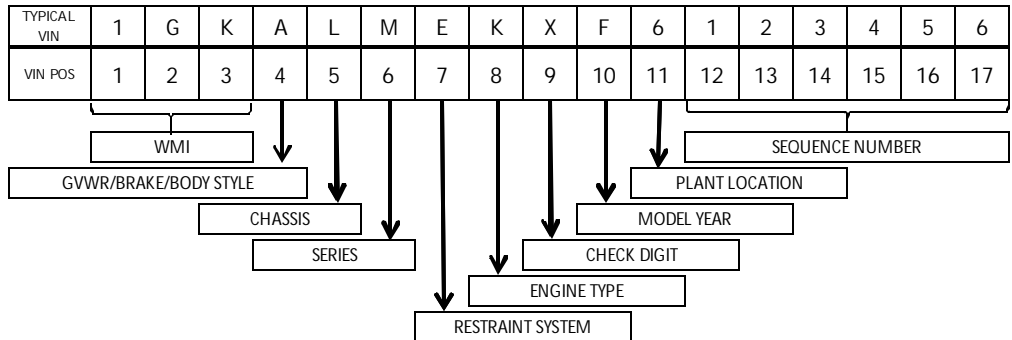
- G: Silao

**12-17: SEQUENCE NUMBER**

Positions 12 through 17 represent the number sequentially assigned by the manufacturer in the production process.



GMC Terrain



**1-3: WORLD MAKE/MANUFACTURER IDENTIFIER (WMI)**

1: Region of Build  
 2: Canada  
 3: Manufacturer  
 G: General Motors  
 K: GMC MPV

**8: ENGINE TYPE**

K: LEA - ENGINE FLEXIBLE FUEL, (GAS/ALC), 4 CYL, 2.4L, SIDI, DOHC ALUM, HO  
 3: LFX - ENGINE GAS, 6 CYL, 3.6L, SIDI, DOHC, VVT, E85 MAX, ALUM

**9: CHECK DIGIT**

0-9, X - Calculated by POMS

**4: GVWR/BRAKE SYSTEM/BODY STYLE**

GVW (Lbs)/ Brake System	Body Style
	<b>26</b>
Class C: 4,001-5,000 Hyd.	A
Class D: 5,001-6,000 Hyd.	F

**10: MODEL YEAR**

F: 2015

**11: PLANT LOCATION**

When VIN position 1 is "2" (Canada):  
 6: CAMI

- 5-6: CHASSIS/SERIES**
- Book 7L
- L **N**: GMC Terrain, SL FWD
  - L **M**: GMC Terrain, SLE 1 FWD
  - L **R**: GMC Terrain, SLE 2 FWD
  - L **S**: GMC Terrain, SLT 1 FWD
  - L **T**: GMC Terrain, SLT 2 FWD
  - L **U**: GMC Terrain, Denali FWD
  - L **V**: GMC Terrain, SLE 1 AWD
  - L **W**: GMC Terrain, SLE 2 AWD
  - L **X**: GMC Terrain, SLT 1 AWD
  - L **Y**: GMC Terrain, SLT 2 AWD
  - L **Z**: GMC Terrain, Denali AWD
  - L **8**: GMC Terrain, (Non-US, Non-Canada)

**12-17: SEQUENCE NUMBER**

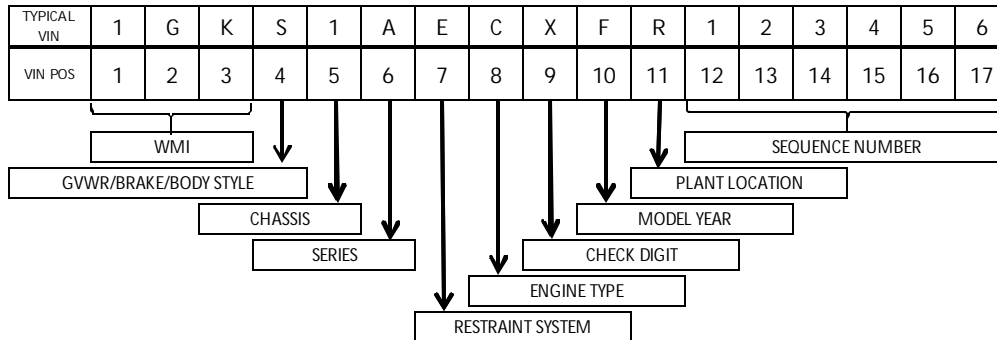
Positions 12 through 17 represent the number sequentially assigned by the manufacturer in the production process.

**7: RESTRAINT SYSTEM**

E: AYO - Active Manual Belts, Airbags - Driver & Passenger Front (1st row), Front Seat Side (1st row), Roof Side (All seating rows)



GMC Yukon



**1-3: WORLD MAKE/MANUFACTURER IDENTIFIER (WMI)**

1: Region of Build  
 1: United States

2: Manufacturer  
 G: General Motors

3: Vehicle Brand/Type  
 K: GMC MPV

**8: ENGINE TYPE**

C: L83 - ENGINE GAS, 8 CYL, 5.3L, SIDI VVT, AFM, E85 MAX, ALUM

J: L86 - ENGINE GAS, 8 CYL, 6.2L, SIDI VVT, AFM, E85 MAX, ALUM

**9: CHECK DIGIT**

0-9, X - Calculated by POMS

**4: GVWR/BRAKE SYSTEM/BODY STYLE**

GVW (Lbs)/ Brake System	Body Style
	<b>05/06</b>
Class F: 7,001-8,000 Hyd.	S

**10: MODEL YEAR**

F: 2015

- 5-6: CHASSIS/SERIES**
- Book 6
- 1 A: 4x2, ½ ton GMC Yukon, SLE
  - 1 B: 4x2, ½ ton GMC Yukon, SLT
  - 1 C: 4x2, ½ ton GMC Yukon, Denali
  - 1 G: 4x2, ½ ton GMC Yukon XL, SLE
  - 1 H: 4x2, ½ ton GMC Yukon XL, SLT
  - 1 J: 4x2, ½ ton GMC Yukon XL, Denali
  - 1 7: 4x2, GMC Yukon, (Non-US, Non-Canada)
  - 1 8: 4x2, GMC Yukon XL, (Non-US, Non-Canada)
  - 2 A: 4x4, ½ ton GMC Yukon, SLE
  - 2 B: 4x4, ½ ton GMC Yukon, SLT
  - 2 C: 4x4, ½ ton GMC Yukon, Denali
  - 2 G: 4x4, ½ ton GMC Yukon XL, SLE
  - 2 H: 4x4, ½ ton GMC Yukon XL, SLT
  - 2 J: 4x4, ½ ton GMC Yukon XL, Denali
  - 2 7: 4x4, GMC Yukon, (Non-US, Non-Canada)
  - 2 8: 4x4, GMC Yukon XL, (Non-US, Non-Canada)

**11: PLANT LOCATION**

When VIN position 1 is "1" (USA):

R: Arlington

**12-17: SEQUENCE NUMBER**

Positions 12 through 17 represent the number sequentially assigned by the manufacturer in the production process.

**7: RESTRAINT SYSTEM**

E: AY0 - Active Manual Belts, Airbags-Driver & Passenger-Front (1st row), Front Seat Side (1st row), Roof Side (all seating rows)

K: AYQ - Active Manual Belts, Airbag - Driver & Passenger - Front (1st row), Front Seat Side (1st Row), Front Inboard Seat Side (1st row), Roof Side (all seating rows)